

Year End Performance for the Environment, Health and Housing Committee Remit.

***** PERFORMANCE BELOW TARGET *****

Commentary is provided to explain why performance is currently not on target, with details of any corrective action.

PM28: Number of households living in temporary accommodation was 15, target is 6.

This indicator monitors the number of households living in the Councils temporary accommodation. A number of clients have been accommodated who have complex issues, and the Council has had to accommodate a number of clients when their private rented accommodation was closed as a result of enforcement action taken by the Council.

PM32: Average time accommodated in B&B - all homeless households (days) was 45, target is 0.

The target of 0 is set because guidance is that B&B should be avoided. B&B has been used only when necessary due to the lack of suitable alternative temporary accommodation.

PM34: Average weeks to accommodate all homeless households rehoused into permanent accommodation was 12, target is 9.

This indicator reflects the length of time accommodated before a household is rehoused into permanent accommodation. There have been a number of households waiting longer than expected for suitable accommodation which has increased the overall average time taken to re-house.

PM97a: The length of time for applicants on the waiting list for a Disabled facility grant (weeks) was 78, target is 0.

The length of time for applicants on the waiting list has increased during the year from 52 weeks to 78 weeks. Demand for DFG remains high and exceeds the resources available. An increase in resources has been announced for 2015/16 and it is hoped that this will help to prevent further increases.

PM97b: Number of applicants on the waiting list for a Disabled Facilities Grant was 80, target is 0.

The number of applicants on the DFG waiting list has also grown during the year from 75 to 80, see commentary above (PM97a) for further information.

***** PERFORMANCE ABOVE TARGET *****

Commentary is provided to explain why progress has exceeded target, with details of how this will be maintained.

PM29: % of cases where homelessness prevented and households able to remain in own home or assisted was 90, target is 86.

*Fylde BC have a proactive approach to prevent homelessness which has resulted in homelessness being prevented for 90% of closed housing advice cases. This measure will be changed to monitor 'PM29a **Total number of housing advice enquiries**' and the 'PM29b **Total number of housing advice enquiries where homelessness has been prevented and applicant has remained in their home or assisted to alternative housing**'.*

PM27: Percentage of high risk food hygiene inspections completed - Category A to C (quarterly) was 100, target is 90

The performance reflects the % of category A – C rated food hygiene premise inspections that have been completed from the inspection programme for the year 2014/15. The continued dedication and commitment of the food safety team has brought about this excellent performance.






PM98: Number of households in mortgage difficulty approaching the LA received appropriate advice was 19, target is 40

This has been much lower throughout the year. The target was based on the number of households in mortgage difficulty from previous years, however this year has seen reduction in the number of possession notifications from the banks therefore less people to contact to offer advice. The target for 2015-16 has been reduced to reflect this.

PM99: Number of households that received financial assistance from the council to prevent repossession was 4, target is 2.






The number is above target as resources were used to prevent repossession in the rented sector both private and social.

PERFORMANCE KEY ICON STATUS



	Over Performance – the indicator is over performing against target
	On Track – the indicator is performing within tolerance of target.
	Cautionary Under Performance – the indicator is moderately under performing. Whilst the indicator has slipped from target it maybe a minor blip overall or minor action will remedy it.
	Under Performance – the indicator is under performing against target.
N/A	Not Applicable – no comparable data available. This could be due to the methodology being change or being a new measure created.
	Missing Data – the indicator is missing data, this could be due to lag in data in the way the information is collated, or because its currently unavailable.

Fylde Council: Yearend 2014/15 Performance Scorecard






Performance worse than target limits

Key Performance Measures	Frequency	Good Performance Is	Actual 2013/14	Actual 2014/15	Target	Status	New target 2015/16
PM28: Number of households living in temporary accommodation	Quarterly	Smaller is Better	11	15	6		6
PM32: Average time accommodated in B&B - all homeless households (days)	Quarterly	Smaller is Better	42	45	0		0
PM97a: The length of time for applicants on the waiting list for a Disabled facility grant (weeks)	Quarterly	Smaller is Better	NEW	78	0		0
PM34: Average weeks to accommodate all homeless households rehoused into permanent accommodation	Quarterly	Smaller is Better	7	12	9		9
PM97b: The number of applicants on the waiting list for a Disabled facilities grant	Quarterly	Smaller is Better	NEW	80	0		0





Performance slightly behind target limits

Key Performance Measures	Frequency	Good Performance Is	Actual 2013/14	Actual 2014/15	Target	Status	New target 2015/16
PM25: % of premises scoring 3 or higher on the food hygiene rating scheme (quarterly)	Quarterly	Bigger is Better	83	87	90		85
PM31: Average time accommodated in B&B - family only (weeks)	Quarterly	Smaller is Better	2	1	0		0

Performance within target limits

Key Performance Measures	Frequency	Good Performance Is	Actual 2013/14	Actual 2014/15	Target	Status	New target 2015/16
PM19: All Recorded Crime in Fylde Per 1,000 population	Monthly	Smaller is Better	40.25	40.17	40		40
PM33: Average time accommodated in interim facilities (inc holiday flats, leased properties)(weeks)	Quarterly	Smaller is Better	12	8	7		7
PM73: Percentage of high risk "A" rated health and safety premise inspections completed (quarterly)	Quarterly	Bigger is Better	100	100	100		100
PM72: Percentage of statutory EPA Permitted process inspections completed (quarterly)	Quarterly	Bigger is Better	100	100	100		100
PM70: % of Licensing Act 2003 certificates issued within 3 working days of statutory time scale (Q)	Quarterly	Bigger is Better	100	100	100		100

Performance better than target limits

Key Performance Measures	Frequency	Good Performance Is	Actual 2013/14	Actual 2014/15	Target	Status	New target 2015/16
PM29: % of cases where homelessness prevented and households able to remain in own home or assisted	Quarterly	Bigger is Better	90	90	86		Deleted KPI
PM27: Percentage of high risk food hygiene inspections completed - Category A to C (quarterly)	Quarterly	Bigger is Better	NEW	100	90		90
PM98: Number of households in mortgage difficulty approaching the LA received appropriate advice	Quarterly	Smaller is Better	NEW	19	40		20
PM99: Number households received financial assistance from the council to prevent repossession	Quarterly	Bigger is Better	NEW	4	2		2