

YEAR END PERFORMANCE FOR THE AUDIT AND STANDARDS COMMITTEE REMIT

***** PERFORMANCE BELOW TARGET *****

Commentary is provided to explain why performance is currently not on target, with details of any corrective action.

None to report.






***** PERFORMANCE ABOVE TARGET *****

Commentary is provided to explain why progress has exceeded target, with details of how this will be maintained.

PM11: Percentage of Audit plans completed was 98.1%, target is 90%.


A revised plan was submitted and approved by the audit committee in January 2015. This was in response to a reduction in Audit resources between May 2014 and February 2015.

PERFORMANCE KEY ICON STATUS



	Over Performance – the indicator is over performing against target
	On Track – the indicator is performing within tolerance of target.
	Cautionary Under Performance – the indicator is moderately under performing. Whilst the indicator has slipped from target it maybe a minor blip overall or minor action will remedy it.
	Under Performance – the indicator is under performing against target.
N/A	Not Applicable – no comparable data available. This could be due to the methodology being change or being a new measure created.
	Missing Data – the indicator is missing data, this could be due to lag in data in the way the information is collated, or because its currently unavailable.

Fylde Council: Yearend 2014/15 Performance Scorecard


Performance worse than target limits

Key Performance Measures	Frequency	Good Performance Is	Actual 2013/14	Actual 2014/15	Target	Status	New target 2015/16
PM12: Percentage satisfaction rating indicated by post-audit surveys	Quarterly	Bigger is Better	88.9	88.6	90		90

Performance within target limits

Key Performance Measures	Frequency	Good Performance Is	Actual 2013/14	Actual 2014/15	Target	Status	New target 2015/16
PM86: Percentage of FOIs responded to within the statutory deadline of 20 days	Quarterly	Bigger is Better	98.73	99.26	100		100
PM71c: Total % of hackney carriage/private hire vehicle & driver licenses issued within 3 days	Quarterly	Bigger is Better	100	100	100		100

Performance better than target limits

Key Performance Measures	Frequency	Good Performance Is	Actual 2013/14	Actual 2014/15	Target	Status	New target 2015/16
PM11: Percentage of Audit plan completed	Quarterly	Bigger is Better	92.9	98.1	90		90