

INFORMATION ITEM

REPORT OF	MEETING	DATE	ITEM NO
DEVELOPMENT SERVICES DIRECTORATE	PLANNING COMMITTEE	14 JUNE 2017	5

YEAR END PERFORMANCE EXCEPTION 2016/17

PUBLIC ITEM

This item is for consideration in the public part of the meeting.

SUMMARY OF INFORMATION

The report provides details of the key performance outcomes for the financial yearend 2016/17. Performance is reported against the targets set for the year and commentary is provided by performance exception.

SOURCE OF INFORMATION

Development Management team input data into the InPhase corporate online system from service based performance data.

LINK TO INFORMATION

www.fylde.gov.uk/performance - Full Corporate Performance for Fylde Council

WHY IS THIS INFORMATION BEING GIVEN TO THE COMMITTEE?

The performance information is relevant to the committee terms of reference and the responsibility of the committee to monitor performance of the services within its remit.

FURTHER INFORMATION

Contact Alex Scrivens, Performance & Improvement Manager.

Yearend Commentary by Performance Exception for the Planning Committee

***** PERFORMANCE ABOVE TARGET *****

Commentary is provided to explain why progress has exceeded target, with details of how this will be maintained.

PM38: Percentage of other applications determined within 8 weeks was 91.09, the target is 80.

Officer comment: The team has been fully staffed during the period in question, and has been focussed on achieving performance on this and the other speed based targets. We have also benefitted from some technology and process improvements, with further improvements to be rolled out in the coming months to continue or exceed this level of performance.

PM39: Net additional homes provided was 455, target is 370.

Officer comment: This indicator is not something the council has direct control over, there have been a number of large housing applications approved recently and most of these are currently under construction and completing.

PM37: Percentage of minor applications determined within 8 weeks was 86.94, target is 60.

Officer comment: The team has been fully staffed during the period in question, and has been focussed on achieving performance on this and the other speed based targets. We have also benefitted from some technology and process improvements, with further improvements to be rolled out in the coming months to continue or exceed this level of performance.






PM152: Percentage of quality of decisions on major planning applications (over a 2 year period) was 4.15, target is 10.






Officer comment: The progress on the emerging Fylde Local Plan to 2032 has given some direction to the expected scale of development differing locations around the borough, and so has been generally followed by developers in their submissions. Performance on this is less than would be hoped as some developers have chosen to pursue inappropriate sites, but as the local plan becomes adopted it is expected that performance will improve as developers are more likely to only pursue applications on designated sites.

PM151: Percentage of speed of decisions on major planning applications (over a 2 year period) was 79.43, target is 50.

Officer comment: The team has been fully staffed during the period in question, and has been focussed on achieving performance on this and the other speed based targets. We have also benefitted from some technology and process improvements, with further improvements to be rolled out in the coming months to continue or exceed this level of performance.

PERFORMANCE KEY ICON STATUS

	Over Performance – the indicator is over performing against target
	On Track – the indicator is performing within tolerance of target.
	Cautionary Under Performance – the indicator is moderately under performing. Whilst the indicator has slipped from target it maybe a minor blip overall or minor action will remedy it.
	Under Performance – the indicator is under performing against target.
	Missing Data – the indicator is missing data, this could be due to lag in data in the way the information is collated, or because its currently unavailable.
N/A	Not Applicable – no comparable data available. This could be due to the methodology being change or being a new measure created.

Development Management						
Local Key Performance Indicators	Frequency	Good Performance Is	APR 2015 MAR 2016	APR 2016 MAR 2017	Yearend Target	Performance Status
PM40: Number of affordable homes delivered (Gross)	Quarterly	Bigger is Better	23	40	40	
PM38: Percentage of other applications determined within 8 weeks	Quarterly	Bigger is Better	85	91.09	80	
PM39: Net additional homes provided	Monthly	Bigger is Better	305	455	370	
PM37: Percentage of minor applications determined within 8 weeks	Quarterly	Bigger is Better	77	86.94	60	
PM152: Percentage of quality of decisions on major planning applications (over a 2 year period)	Quarterly	Smaller is Better	7.88	4.15	10	
PM151: Percentage of speed of decisions on major planning applications (over a 2 year period)	Quarterly	Bigger is Better	75.78	79.43	50	